



Escape

Back for sofa

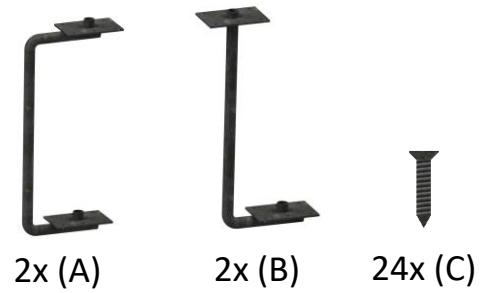
Monteringsanvisning – Assembly instruction

Date:

2024-04-17

Nr:


00532139-B



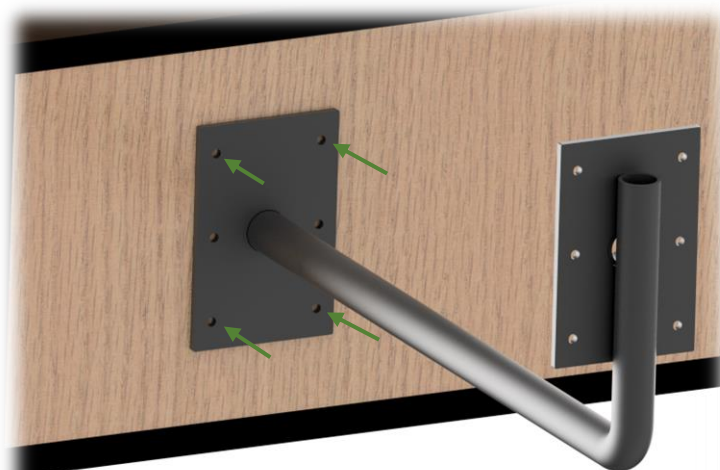
1

Montera ihop ryggstöden med ryggmodulen. Fäst ryggstöden med skruv (C) i samtliga hål, men börja med de förborrade hålen. Se illustrationen nedan.

Assemble the supports to the back. Mount the backsupports with screw (C) in all holes, but start with the pre-drilled ones. See illustration below.



Ryggstöd för enkelsits (A)
Support for single seat (A)



Ryggstöd för dubbelsits (B)
Support for double seat (B)

Placera motsatt sida av ryggstöden i passande styrhål på undersidan av soffan. Montera fast med skruv (C) i samtliga hål. Se illustration nedan.

Place the opposite side of the backsupport in suitable guide holes underneath the sofa. Assemble with screws (C) in all holes. See illustration below.

