



Everlong

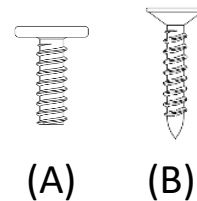
Sofa

Monteringsanvisning – Assembly instruction

Date:
2024-05-06
Nr:
00532137-A

Fristående soffa

Stand alone sofa



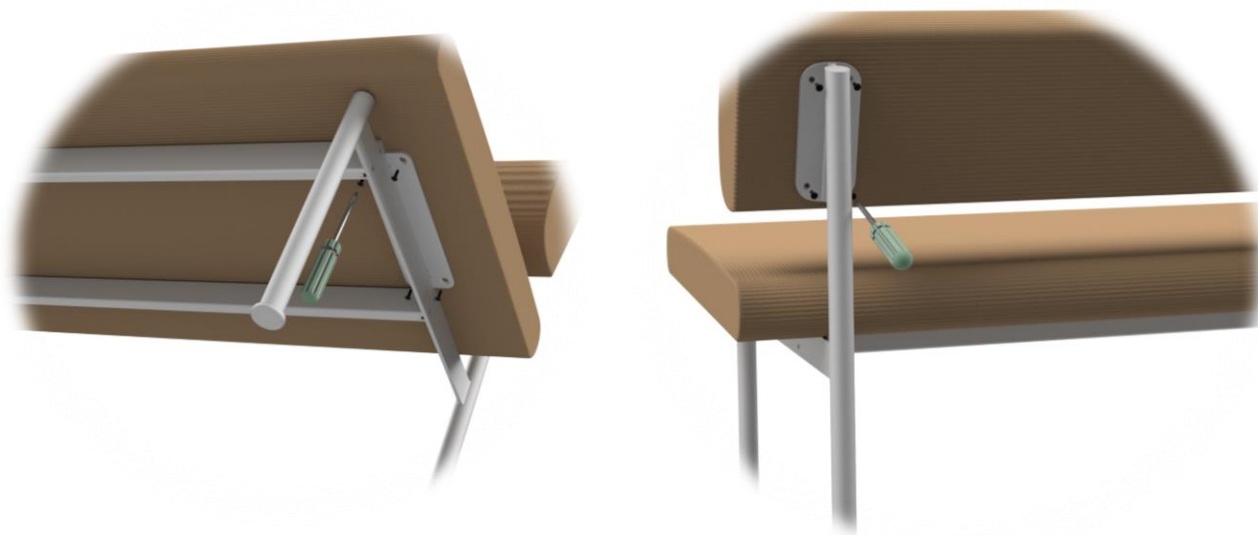
1

Montera ihop sargerna mot bengtavlarna med skruv (A).
Assamble the beams to the stands with screw (A).

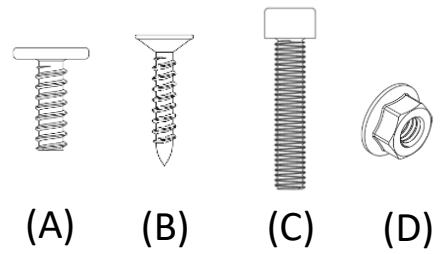


2

Montera sedan sits och rygg med hjälp av de markerade hålen i tyget. Använd skruv (B).
Mount seat and back using the marked holes in the fabric. Use screw (B).



Kopplad soffa Connected sofa



1

Förbered kopplingsben genom att montera kopplingsargarna mot bengavlarna med skruv (C) och mutter (D).
Prepare connection legs by mounting connection beams to the stands with screw (C) and nut (D).




2

Montera sedan sargerna mot kopplingsargarna med skruv (C).
Then mount the beams against the connection beams with screw (C).



3

Montera sedan ihop sargen mot bengtavel med skruv (A).
Then mount the beams to the stand with screw (A).



4

Montera sits och rygg med hjälp av de markerade hålen i tyget. Använd skruv (B).
Mount seat and back using the marked holes in the fabric. Use screw (B).

