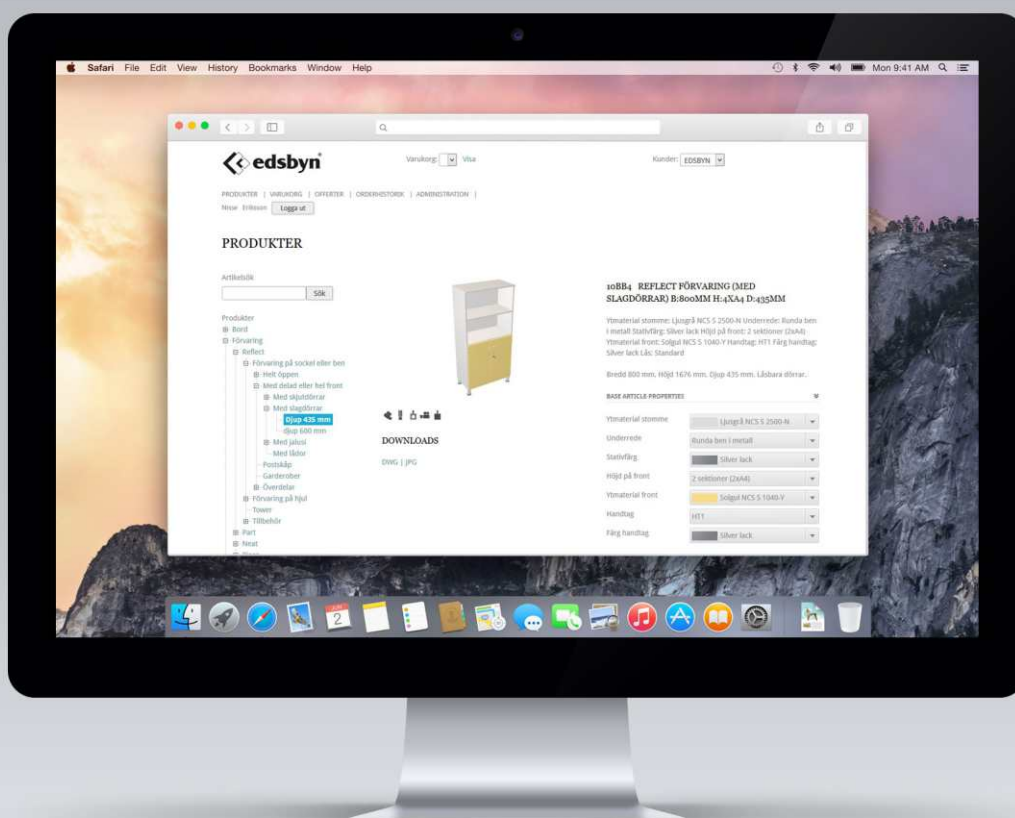


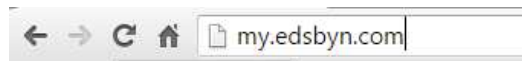
MY.EDSBYN.COM

USER MANUAL

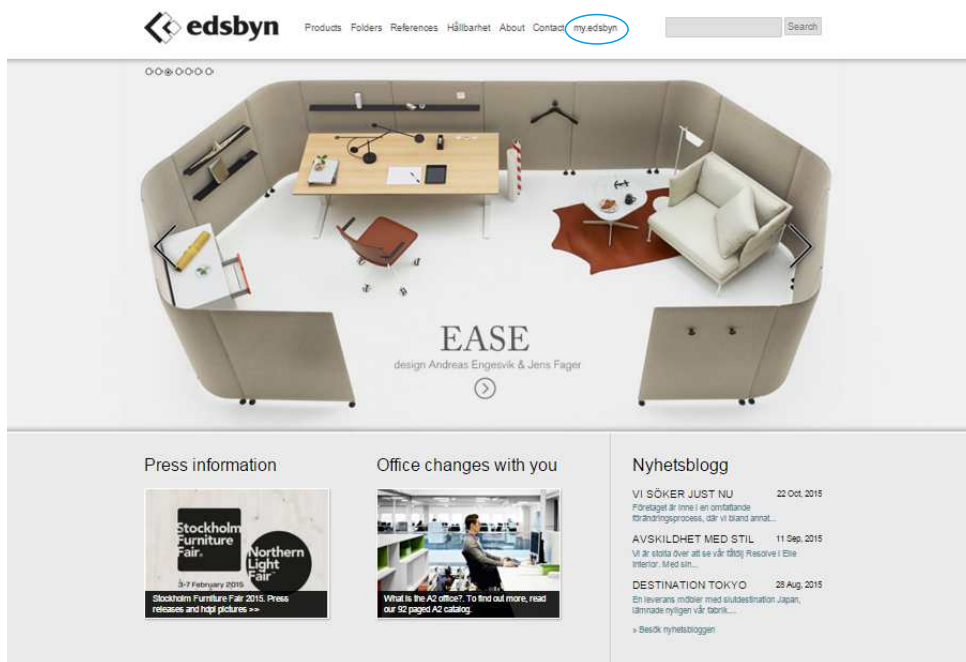


Welcome to my.edsbyn.com.

Enter the address **my.edsbyn.com** in your web browser to access our online configurator.



You can also click on the link from our website to access my.edsbyn.com.




MY.EDSBYN.COM - GUEST

If you are a guest without a log-in and have entered the system, for example through our website, you can use it to configure products and add them to the basket.

Then you can fill in the contact information and submit an inquiry to us.

The screenshot shows the EDSBYN website interface for a guest user. At the top, there is a navigation bar with the EDSBYN logo, a session timer showing 5:43, and links for PRODUCTS, BASKET, and LOGIN. Below this is a 'BASKET' section with a contact form. The form includes fields for Name, Company, Address 1 through 4, Phone number, E-mail, and a Message field. Below the message field are buttons for 'Quotation inquiry' and 'New quotation'. A table below the form displays a single product entry:

Row	Product	Quantity	Price (SEK)	Discount %	Quotation value (SEK) Sum (SEK)
0	 10882-567919441 10883 - Reflect storage (with swing doors) W:800mm H:3x44 D:435mm Surface material of body: Birch veneer. Type of undercarriage: Plinth. Height of front: 3 sections (3x44). Surface material of front: Birch veneer. Type of handle: Wire handle. Colour of handles: Silver lacquer. Lock: Standard. Width 800 mm, Height 1292 mm, Depth 435 mm. Lockable doors.	1	N/A	N/A	N/A 0


At the bottom of the page, there is a footer with contact information: Support, User Manual, Phone: +46 271 - 85 05 28, E-mail: support@edsbyn.com, and a copyright notice for 2014, Itane Danmark A/S.


MY.EDSBYN.COM - REGISTERED USER

Always start by clicking here to log in.

NOTE! It is very important to be logged in if you want to save the products added to the basket.

After 60 minutes of inactivity, you will be logged out of the system and the basket will be cleared if you have not saved the quote!



 PRODUCTS | BASKET | LOGIN

Sessiontime: 50:52

WELCOME

Navigate the menu above

Support User Manual
Phone: +46 271 – 80 00 20 E-mail: support.create@edsbyn.com
You can also contact your responsible salesman at Edsbyn.

Copyright (c) 2014, iStone Concrevi AB

If you have forgotten your log in, you can request a new log in by e-mail:
support.create@edsbyn.com.

MENU

In the menu, **PRODUCTS**, you can select and then configure the products (page 6).

BASKET shows the items you have created and put in the basket (page 9).

QUOTES, here you can pick up the quotes you have saved (page 11).

The screenshot shows the Edsbyn website interface. At the top left is the Edsbyn logo with a Swedish and American flag and the text "Sessiontime: 53:52". To the right of the logo are navigation links: "PRODUCTS | BASKET | QUOTES". Further right, there is a "Demo Demosson" link and a "Logout" button. Below the navigation is the "PRODUCTS" section. On the left, there is a search bar labeled "Search article" with a "Search" button. Below the search bar is a list of product categories: "Tables", "Storages", "Seating", "Shielding", and "My favorite list". In the center, there are four product category images with labels below them: "TABLES" (a wooden table), "STORAGES" (a shelving unit), "SEATING" (a red stool and a white chair), and "SHIELDING" (a red and white desk setup). At the bottom of the page, there is a footer with contact information: "Support User Manual", "Phone: +46 271 - 80 00 20 E-mail: support.create@edsbyn.com", "You can also contact your responsible salesman at Edsbyn", and "Copyright (c) 2014, IStone Concrevi AB". Three grey arrows point from the text above to the "BASKET" and "QUOTES" links in the navigation bar.

SELECT PRODUCTS

There are different ways to select a product ...

1. Search on article number, product name or part of name.

2. Product structure tree.

3. Images of the product groups and products.

The screenshot shows the Edsbyn website's product selection interface. At the top left is the Edsbyn logo with a session timer showing 53:52. Navigation links for PRODUCTS, BASKET, and QUOTES are in the top center, and a Demo Demosson user profile with a Logout button is on the top right. The main content area is titled 'PRODUCTS' and features a search bar labeled 'Search article' with a 'Search' button. Below the search bar is a 'Products' section with a tree view containing: Tables, Storages, Seating, Shielding, and My favorite list. To the right of the search bar are four product category images: TABLES (a wooden table), STORAGES (a shelving unit), SEATING (a stool and chair), and SHIELDING (a red desk partition). A footer section contains contact information: Support User Manual, Phone: +46 271 - 80 00 20, E-mail: support.create@edsbyn.com, and a note to contact a salesperson. The footer also includes the copyright notice: Copyright (c) 2014, IStone Concrevi AB.

CONFIGURE THE PRODUCTS

Here you can choose the view of product image to be displayed and download a CAD file (DWG / 3DS), image (JPG) or the product sheet (pdf) locally on your computer.

When changing material and / or properties of the product, the image changes to show the choices made.

The screenshot displays the Edsbyn website's product configuration interface. At the top, there is a navigation bar with 'PRODUCTS | BASKET | QUOTES' and a 'Logout' button. The main content area is titled 'PRODUCTS' and features a search bar and a sidebar with a product tree. The central focus is a product image of a storage cabinet. To the right of the image is a configuration panel for the product '10BB3-101693539'. This panel includes a 'GROSSPRICE: 4345 SEK' and a detailed description: '10BB3 REFLECT STORAGE (WITH SWING DOORS) W:800MM H:3XA4 D:435MM'. Below this, there are several sections: 'META-PROPERTIES', 'MATERIALS AND OPTIONS' (with dropdowns for 'Surface material of body', 'Type of undercarriage', 'Height of front', 'Surface material of front', 'Type of handle', and 'Colour of handles'), 'MARK' (with two input fields), 'BASKET' (with a 'Quantity' input and an 'Add to basket' button), and 'FAVORITE' (with a dropdown arrow). At the bottom of the page, there is a footer with contact information: 'Support User Manual', 'Phone: +46 271 - 80 00 20', 'E-mail: support.create@edsbyn.com', and 'You can also contact your responsible salesman at Edsbyn'.

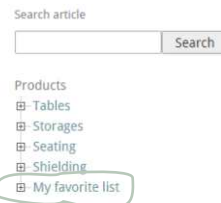
You must specify the quantity before you can add a product to the basket. It is possible to mark the product with for example room number.
NOTE! If you do not want any mark, just leave it blank.

FAVORITE can be used to save configurations that you frequently use (page 8).

FAVORITE

Favorite Lists, can be used to create lists of products that you frequently use. Once you have created a favorite list, you will find it at the bottom of the product structure tree.

PRODUCTS



Create new list

- Select "New List" in the "Favorite List" menu.
- Give the list a name.
- Select whether it is a private (saved in your personal log-in only) or customer list (saved on all log-in that is registered on the customer number you are using).
- Click on "Add Favorite Item" to add the configured product to the list.

FAVORITE

Favoritelist

New list [] (A)

New list, description [My favorite list] (B)

New list, type [Private] (C)

[Add favorite item] [Delete favorit item from list] (D)

Add product to existing list

- Select the required list in the "Favorite List" menu.
- Click on "Add Favorites Item" to add the configured product in the selected list.

FAVORITE

Favoritelist

[My favorite list] (A)

[Add favorite item] [Delete favorit item from list] (B)

BASKET

Fill in the desired delivery date, project name, select the agreement that applies to the quotation. **SAVE!**

Click on **"Update price"** to get the latest prices for the products available in the Basket. **SAVE!**

"Import basket" makes it possible to import from ERP systems (in XML format).

"Export basket" allows export to ERP systems (in XML format) or Excel file. **NOTE!** Remember to update price before export.

BASKET

Customer: 10197

OfferID: [empty]

Delivery date: 20191231 (YYYYMMDD)

Project: [empty]

Agreement: [empty]

Customer order nr: [empty]

Quotation validity: 60

Customerid: 10000102 Salesperson: offert@edsbyn.com

Status: Ny

I confirm that this is an order

Name: [empty]

Address 1: [empty]

Address 2: [empty]

Address 3: [empty]

Your reference: Demo Demosson

Delivery condition: Kostnad för frakt enligt OVA

Assembly: Kostnad för monterings-ertl

Payment terms: 30 dagar netto.

Buttons: New quotation, Save quotation, Update price, Send quotation to Edsbyn, Print quotation, Import basket, Export basket

Row	Product	Quantity	Price (SEK)	Discount %	Sum (SEK)	Quotation value (SEK)
1	<p>10883-101893539 10883 - Reflect storage (with swing doors) W:800mm H:3x44 D:435mm</p> <p>Surface material of body: Birch veneer. Type of undercabinet: Plinth. Height of front: 2 sections (2x44). Surface material of front: Black HCS 3 9000-N. Type of handle: Wire handle. Colour of handles: Silver lacquer. Lock: Standard.</p> <p>Width 800 mm, Height 1292 mm, Depth 435 mm. Lockable doors.</p>	1	N/A	N/A	N/A	0

Support User Manual
Phone: +46 271 - 88 09 20 E-mail: support.rote@edsbyn.com
You can also contact your responsible salesman at Edsbyn

STEP BY STEP

- Configure
- Add to basket
- Fill in the requested details for the quotation.
- **SAVE!**
- Update price
- **SAVE!**
- Mark "I confirm that this is an order" or not, depending on whether it is a quote or an order.
- Send to Edsbyn, print or export to Xml/Excel.

BASKET

When the quote is ready for placing order, then send it to Edsbyn.
NOTE! Remember to mark "I confirm that this is an order".

"Print quotation" generates a PDF file that can be opened and printed or saved on your computer.

The screenshot shows the Edsbyn BASKET interface. At the top, there is a navigation bar with 'PRODUCTS | BASKET | QUOTES' and a 'Logout' button. Below this, the 'BASKET' section contains various form fields for customer information, including Customer ID (10197), Offer ID, Delivery date (20191231), Project, Agreement, Customer order nr, Quotation validity (30), Customer id (1019712), Salesperson (offer@edsbyn.com), Status (Ny), and a confirmation checkbox 'I confirm that this is an order'. There are also fields for Name, Address 1-3, Your reference (Demo Demosson), Delivery condition (Kostnad för frakt enligt OVA), Assembly (Kostnad för monteringen enligt OVA), and Payment terms (30 dagar netto). A toolbar below the forms includes buttons for 'New quotation', 'Save quotation', 'Update price', 'Send quotation to Edsbyn', 'Print quotation', 'Import basket', and 'Export basket'. Below the toolbar is a table with columns: Row, Product, Quantity, Price (SEK), Discount %, and Quotation value (SEK). The table contains one row with product ID 10883, quantity 1, price N/A, discount N/A, and quotation value N/A. The product details include a description of '10883 - Reflect storage (with swing doors)' and its specifications. At the bottom left, there is a 'Support' section with contact information.

Here, you can open a product that is already in the basket, make changes and update the quotation line (A) **or** adding the new product in the basket (B).

This close-up shows the 'BASKET' section of the interface. It features a 'Quantity' input field with the value '1', an 'Add to basket' button, and an 'Update quotationline' button. Below the 'Add to basket' button is a green circle containing the letter 'B', and below the 'Update quotationline' button is a green circle containing the letter 'A'.

QUOTES

Here is a list of the quotes that you have saved.

Search quotes by entering Quote ID or name.

Also part of the name is searchable by typing * before and after the keyword (eg. *university*).

By selecting a user, mark "Involved" and hit search, you can list all quotes that the selected user has been involved in.

Here you can "open up" the basket in a saved quote and for example, make changes and / or additions.

As long as the quotation is valid, it can be reopened so that you can make changes. When the validity period expires, you must contact your customer support at Edsbyn to make the quotation valid.

SUPPORT

E-mail

support.create@edsbyn.com

You can also contact your regular contact at Edsbyn
<https://www.edsbyn.com/contact/>