

PART



PART – THE ROOM-DIVIDING STORAGE

Part – the original room-dividing storage for office landscapes in the Nordic market celebrates 20 years of success. To fulfil its function as a divider in large spaces, Part have large proportions and a backside that is as beautiful as the front.

Part is refined over the years and offers today a complete range to all needs of storage in modern offices. Including a new range of work tables.

The Part family is as timeless elegant today as when it was launched.

Design: Anders Ekegren.

PART Storage 3 x A4, black cabinet, doors in black stained oak with black handles.
PART Storage 4 x A4, cabinet in white glazed ash, white doors (S 0500) with white handles.

Part brings weight to your interior design and makes a solid impression on visitors. This is one reason why Part has always been a favourite in bank and law offices since the series was launched. And of course, Part imparts the same weight and elegance regardless of industry.



PART Storage, 2 x A4, white plinths and cabinets in white (S 0500), doors in white glazed ash with white handles.
FEATHER Lounge table and FEATHER Lounge chairs.



Today's office needs rooms and spaces for both planned and spontaneous meetings. AV equipment may need to be concealed, while pens, notebooks and other work materials all have their pre-determined place. The Part family contains sideboards and storage to create organised, attractive environments.

PART Sideboard, dark green (S 7020-G (option)), black handles.
FEATHER Conference table, stand in dark chocolate (8019) and table top in desktop (4172) with cable doors.
FEATHER Chair, white stand, seat and back in white stained ash and black armrest.
FEATHER Swivel, chrome, seat and back in fabric: Revive 1 (414).



PART Storage, light grey (S 2500-N) cabinets, plinths and handles with doors in white glazed ash.
PART Light sit 'n' stand table, black stand, PART table top in black desktop and desk screen in fabric: Remix 2 (982) green mixed.
FEATHER Swivel chair and the iconic FANETTE Windsor chair.

WORKSTATIONS




PART Storage, cabinet, plinth and handles in grey (S 3502-Y (option)). Doors in white glazed ash.
PART Sit 'n' stand table, stand in misty grey (7044) and table top in grey desktop (4175).
FEATHER Swivel chair, chrome and leather: Elmosoft (54035).

Part offers a wide programme of workplaces. Select between open or closed storage. Alternatively Tower storage units can be used to separate workplaces, depending on individual needs.



PART Sit 'n' Stand table with optional cable tray and computer compartment. Table top in white glazed ash. Desk screen in fabric: Remix 2 (233) grey mixed.
PART Tower in black stained oak.
FEATHER Chair, white stand, back and seat in white stained ash and black armrest.



PART Sit 'n' stand table with optional cable tray and computer compartment. Table top in white glazed ash. Optional: Lockable with NEAT Command access card.

PART – SIT 'N' STAND



PART Sit 'n' stand table, white stand, table top in white glazed ash with optional NEAT Sockets.

PART LIGHT – SIT 'N' STAND



PART Light sit 'n' stand table, white stand, table top in white glazed ash with optional NEAT Sockets.

SIT 'N' STAND

RECTANGULAR



22A10
W: 1200 D: 800
Thickness: 26



22A11
W: 1400 D: 800
Thickness: 26



22A12
W: 1600 D: 800
Thickness: 26



22A13
W: 1800 D: 800
Thickness: 26



22A14
W: 2000 D: 800
Thickness: 26

RECTANGULAR – INNER RADIUS



22B04
W: 1400 D: 900
Thickness: 26
Inner radius: 800



22B05
W: 1600 D: 900
Thickness: 26
Inner radius: 800



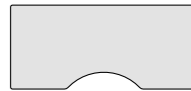
22B06
W: 1800 D: 900
Thickness: 26
Inner radius: 800



22B07
W: 1800 D: 900
Thickness: 26
Inner radius: 720

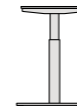


22B08
W: 2000 D: 900
Thickness: 26
Inner radius: 800



22B09
W: 2000 D: 900
Thickness: 26
Inner radius: 720

SIT 'N' STAND



08390
H: 675-1175 / 605-1265
(excl. table top)
Part – Sit 'n' Stand




08384
H: 675-1175 / 595-1255
(excl. table top)
Part Light – Sit 'n' Stand

NEAT SOCKETS

The idea of NEAT Sockets is for all of the connections required in today's workplaces to be easily accessible. For this reason they are installed clearly visible in the table top. They also act as a decorative feature in their own right.

NEAT connections are available in both white and black version for electricity, USB, HDMI and CAT6 (RJ45) network outlets. NEAT Sockets is an option.



NEAT COMMAND

Complete your storages and desks with NEAT Command access control for a convenient daily life.

NEAT Command (lock) also works perfectly with other access control systems.

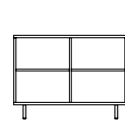
NEAT Command is an option.

Detachable cable tray and a sliding table top.
NEAT Sockets (electrical and network) inserted in the table top.

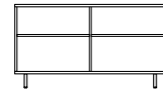
STORAGE

OPEN

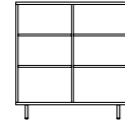
All heights incl. metal legs 150 mm (option: plinth 50 mm)



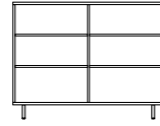
21AB2
W: 1200 H: 886 D: 421




21AC2
W: 1600 H: 886 D: 421



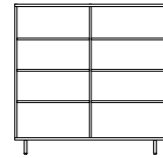
21AB3
W: 1200 H: 1238 D: 421




21AC3
W: 1600 H: 1238 D: 421




21AB4
W: 1200 H: 1590 D: 421



21AC4
W: 1600 H: 1590 D: 421

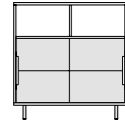


21AB5
W: 1200 H: 1942 D: 421

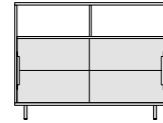


21AC5
W: 1600 H: 1942 D: 421

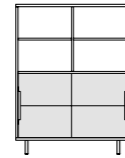
SPLIT FRONT – SLIDING DOORS



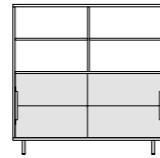
21BB3
W: 1200 H: 1238 D: 421



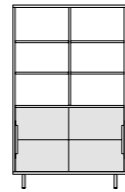
21BC3
W: 1600 H: 1238 D: 421



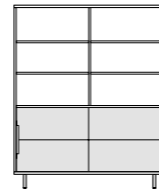
21BB4
W: 1200 H: 1590 D: 421



21BC4
W: 1600 H: 1590 D: 421



21BB5
W: 1200 H: 1942 D: 421

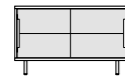


21BC5
W: 1600 H: 1942 D: 421

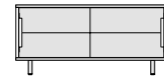
SLIDING DOORS



21CA1
W: 814 H: 726 D: 421



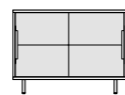
21CB1
W: 1200 H: 726 D: 421



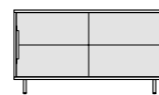
21CC1
W: 1600 H: 726 D: 421



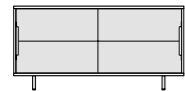
21CA2
W: 814 H: 886 D: 421



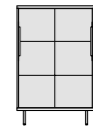
21CB2
W: 1200 H: 886 D: 421



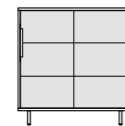
21CC2
W: 1600 H: 886 D: 421



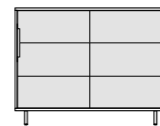
21CD2
W: 1800 H: 886 D: 421



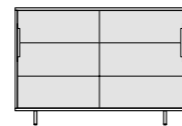
21CA3
W: 814 H: 1238 D: 421



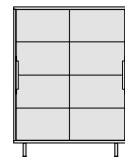
21CB3
W: 1200 H: 1238 D: 421



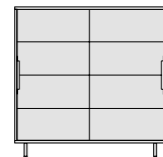
21CC3
W: 1600 H: 1238 D: 421



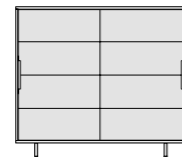
21CD3
W: 1800 H: 1238 D: 421




21CB4
W: 1200 H: 1590 D: 421




21CC4
W: 1600 H: 1590 D: 421



21CD4
W: 1800 H: 1590 D: 421



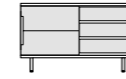
21CB5
W: 1200 H: 1942 D: 421



21CC5
W: 1600 H: 1942 D: 421

SIDEBOARD – SLIDING DOORS – DRAWERS

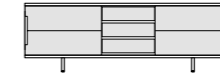
All heights incl. metal legs 150 mm (option: plinth 50 mm)



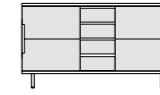
21DB1
W: 1200 H: 726 D: 421



21DD1
W: 1785 H: 726 D: 421

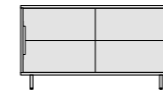


21DE1
W: 2185 H: 726 D: 421

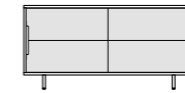


21DC2
B: 1600 H: 886 D: 421

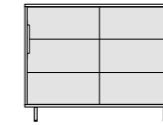
DOUBLE SIDED – SLIDING DOORS



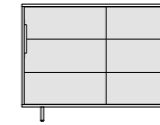
21EC2
W: 1600 H: 886 D: 465



21ED2
W: 1800 H: 886 D: 465

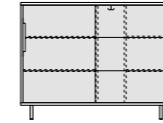


21EC3
W: 1600 H: 1238 D: 465

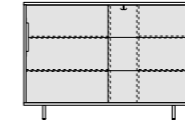


21ED3
W: 1800 H: 1238 D: 465

INBUILT WARDROBE – SLIDING DOORS

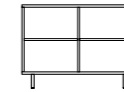


21FC3
W: 1600 H: 1238 D: 421

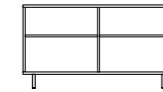


21FD3
W: 1800 H: 1238 D: 421

OPEN

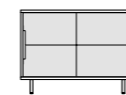


21GB2
W: 1200 H: 886 D: 600

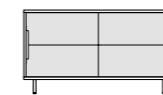


21GC2
W: 1600 H: 886 D: 600

SLIDING DOORS

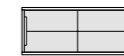


21HB2
W: 1200 H: 886 D: 600

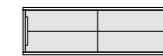


21HC2
W: 1600 H: 886 D: 600

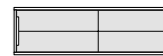
WALL SUSPENDED – SLIDING DOORS



21JB1
W: 1200 H: 500 D: 351



21JC1
W: 1600 H: 500 D: 351

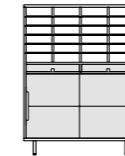


21JD1
W: 1800 H: 500 D: 351

POST CABINETS



21PA4
W: 814 H: 1590 D: 421



21PB4
W: 1200 H: 1590 D: 421

WARDROBES

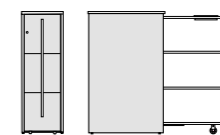


21WA4
W: 614 H: 1590 D: 421

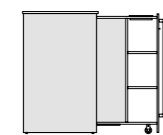


21WA5
W: 614 H: 1942 D: 421

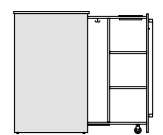
TOWER



21TA3
W: 440 H: 1300 D: 800



21TA3
W: 440 H: 1300 D: 800
For 2 persons



21TA3
W: 440 H: 1300 D: 800
With wardrobe

COLOURS AND MATERIALS

					WOOD / VENEER *accent	
Black stained oak*	White stained ash	White glazed ash 5%	Oak	Birch		
					HPL High Pressure Laminate	
S 9000-N	S 6502-B	S 2500-N	S 0502-G50Y			
					STANDARD COLOUR	
S 9000-N	S 7000-N	S 2500-N	S 0500-N			
						ACCENT COLOUR
S 8010-Y90R	S 6005-Y20R	S 2010-B70G	S 7020-B10G	S 1080-Y70R	S 1070-G30Y	
						METAL
S 8010-B90G	S 3030-B30G	S 1040-Y	S 8010-R70B	S 4020-G30Y	S 1510-Y80R	
						PLEXIGLASS (only Tower)
Black lacquer (texture)	Dark chocolate 8019	Misty grey 7044	White lacquer	Silver lacquer	Chrome	
Smoke-coloured clear (923)	Grey frosted (9T23)	White frosted (000)	Green frosted (6T59)	Orange clear (3T19)	Blue frosted (7T69)	

STANDARD OPTIONS

Configure your version of Edsbyn's products in: my.edsbyn.com

SPECIAL DESIGN

If you can't find what you're looking for, please ask your salesman or contact us via our website: www.edsbyn.com

NOTE

With the reservation of printing errors and the right to make adjustments without prior notice. The colours can vary due to the printing process.

NEAT SOCKETS (option)

The idea of NEAT Sockets is for all of the connections required in today's workplaces to be easily accessible. For this reason they are installed clearly visible in the table top. They also act as a decorative feature in their own right.

NEAT connections are available in both white and black version for electricity, USB, HDMI and CAT6 (RJ45) network outlets.

NEAT COMMAND (option)

Complete your storages and desks with NEAT Command access control for a convenient daily life.

NEAT Command (lock) also works perfectly with other access control systems.

PART IS AN EDGE FAMILY



CLASSIC

This segment, with a focus on price, is aimed at companies and organisations that want to create workplaces for a low price. With simple but stable designs in combination with fewer versions, materials and colours, prices are kept down.



BUSINESS

The segment with a focus on function. Classic is aimed at organisations and companies that want to create customer adapted and functional workplaces with long lifetimes for a low cost over the product life-cycle.



EDGE

The segment with a focus on design, aimed at companies and organisations that see a well-designed workplace as an important competitive advantage, both when it comes to employer branding to attract and retain competent employees and for reinforcing the brand through the office.

CERTIFICATES



CERTIFIED PRODUCTION

Edsbyverken is certified according to quality and environmental management standards: ISO 9001 and ISO 14001.

We expect materials from our suppliers to fulfil the criteria for environmental certification – and we require our suppliers to accept ethical and social responsibility, just like Edsbyn does.



CERTIFIED PRODUCTS

Part work desks and storage units are certified according to Möbelfakta. This means that:

Technical quality standards for sustainability, stability and safety and for surface resistance.

Environmental standards for materials and products. The environmental standards primarily relate to raw materials and components used during manufacture, while the product standards relate to the completed item of furniture.

Producers and subcontractors undertake systematic occupational health and safety work and comply with current occupational health and safety legislation.



THE NORDIC ECOLABEL

Edsbyn was the first manufacturer of office furniture to be Nordic Ecolabelled.

Our latest example of a Nordic Ecolabelled product is the Ease screen system which is manufactured from a material normally used for sound absorption in vehicles. It consists of recycled textiles and PET bottles, which makes Ease a good example of sustainable product development.

SUSTAINABILITY SINCE 1899



FSC APPROVED FORESTRY

The forest and access to wood was one of the main factors when Edsbyn began in 1899. At an early date, we were economically (and ecologically) conscious of making the most of our raw materials. The Fanett Windsor chair, of which over 5 million were sold, was produced from waste wood from our ski manufacturing. Waste wood is today supplied to the power station and our wood comes from FSC approved forestry.

EASE, our latest screen system, is manufactured from recycled textiles and PET bottles. We still think about recycling, now as then.

At Edsbyn, we work constantly to improve our processes and furniture production – in order to be the obvious choice for those who select office furniture on the basis of environmental and sustainability factors.



DESK CONTENTS

60% Steel
36% Board material
03% Miscellaneous
01% Veneer

STORAGE UNIT CONTENTS

88% Board material
05% Veneer
04% Steel
01% Aluminium
01% Plastic
01% Other

All component materials fulfil the requirements for environmental certification according to Möbelfakta.



OF WHICH RECYCLED

70% recycled material in MDF
52% recycled mtrl in particleboard
25% recycled material in steel

RECYCLABLE

99% desks
99% storage units

RENEWABLE RESOURCES

36% desks
88% storage units

THE WORKING OFFICE

The human being is social.
So ideas and development take off
when we meet and work together. This means
the office is necessary as a meeting place even if
the work itself is changing. And new ways of working
demand new kinds of furniture that help the
office to function and the staff to deliver.

We call this
Edsbyn – the working office.

