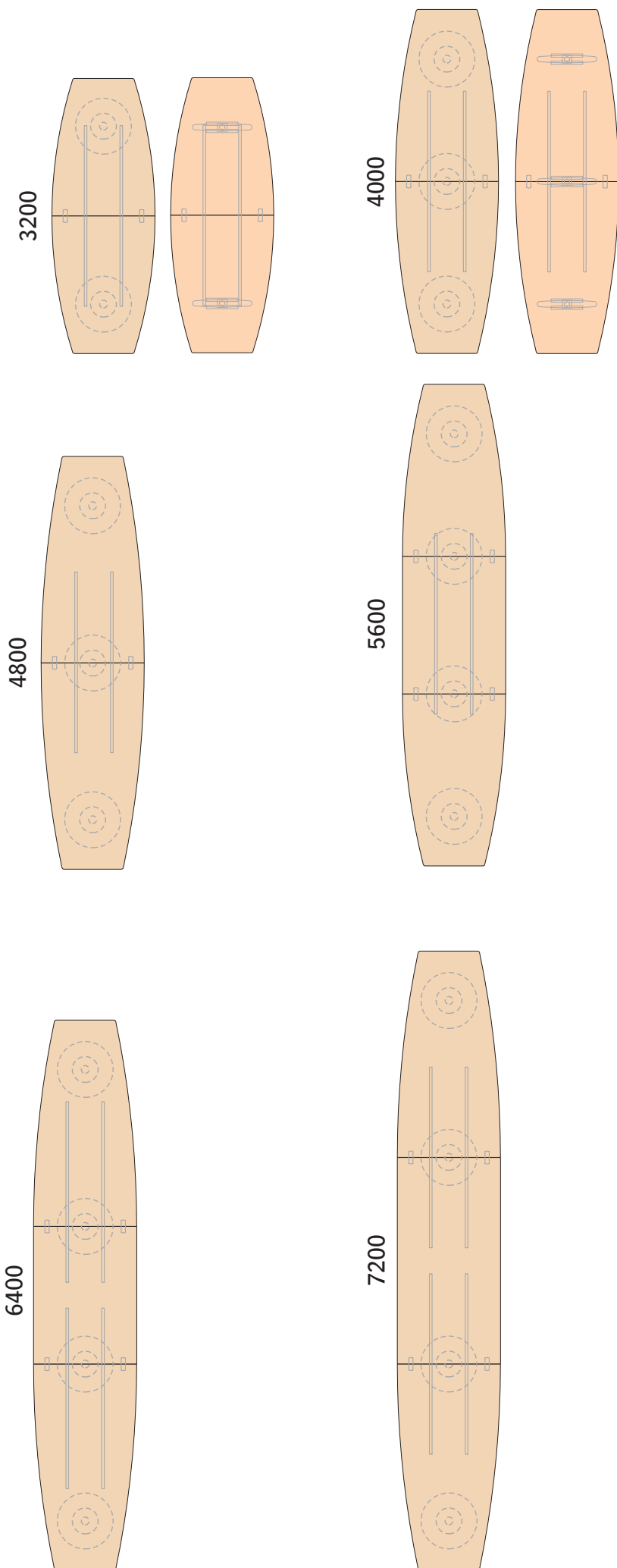


Monteringsanvisning - Assembly instruction

Connect mötesbord kombination 05-10
Connect meeting tables combination 05-10




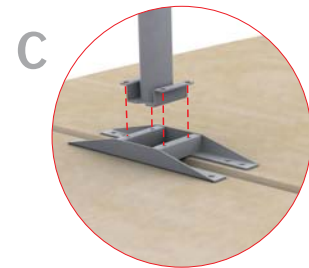
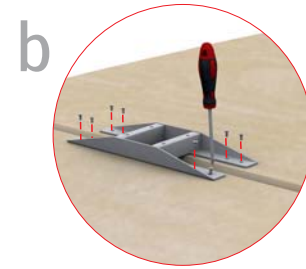


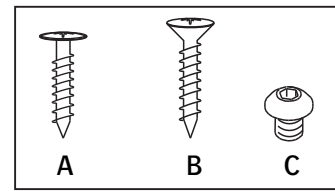
AB Edsbyverken, Box 300, SE-828 25 Edsbyn
Tel/Phone +46 (0)271-27500, Fax +46 (0)271-27501
www.edsbyn.com

Date:
2013-09-11

Nr:
00530162-B

1

T-stativ / T-stand



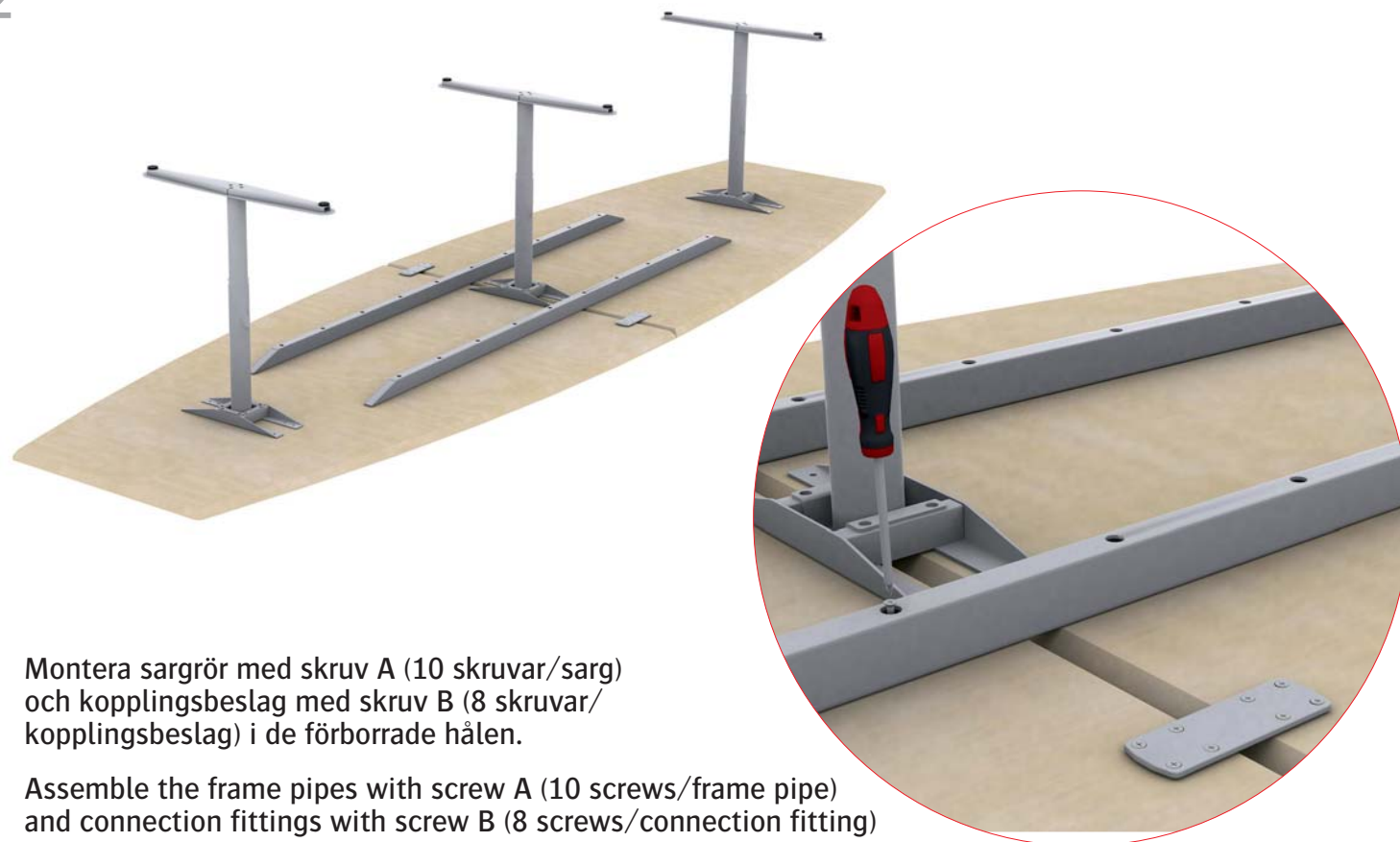
Skruva fast skivfästet med skruv A
i de förborrade hålen (10 skruvar/skivfäste).

Montera gavlarna med skruv C (4 skruvar/gavel).

Fasten the table holds with screw A into
the predrilled holes (10 screws/table hold).

Assemble the gables with screw C (4 screws/gable).

2




Montera sargrör med skruv A (10 skruvar/sarg)
och kopplingsbeslag med skruv B (8 skruvar/
kopplingsbeslag) i de förborrade hålen.

Assemble the frame pipes with screw A (10 screws/frame pipe)
and connection fittings with screw B (8 screws/connection fitting)
into the predrilled holes.

Tallriksfot / Plate foot

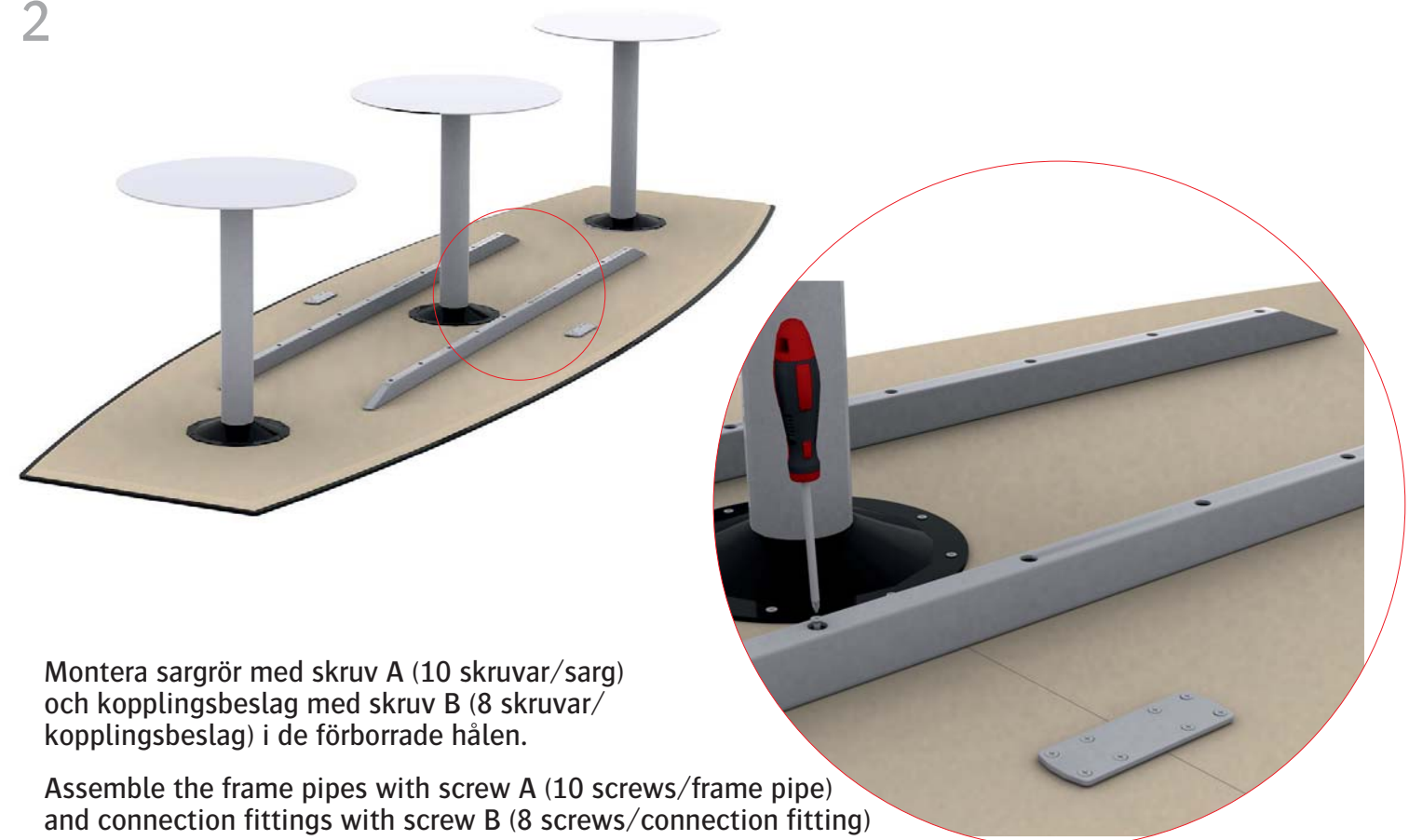
1



Skruva fast stativet med skruv A (8 skruvar/stativ) i de förborrade hålen.

Fasten the plate foot with screw A (8 screws/foot) into the drilled holes.

2



Montera sargrör med skruv A (10 skruvar/sarg)
och kopplingsbeslag med skruv B (8 skruvar/
kopplingsbeslag) i de förborrade hålen.

Assemble the frame pipes with screw A (10 screws/frame pipe)
and connection fittings with screw B (8 screws/connection fitting)
into the predrilled holes.